

Signify Classified - Internal
Cooper Lighting Solutions Photometric Lab
1121 Highway 74 South
Peachtree City, GA 30269



Scaled data based on original data using
LM-79-08 Approved Method: Electrical and Photometric Measurements of Solid-
State Lighting Products

Test Report Prepared for
Cooper Lighting Solutions
(formerly Eaton)

Brand: McGRAW-EDISON

Report Number: P833686

Luminaire Tested: **TTN-D2-830-U-RW-CG-UPL1**

Issue Date: 5/15/2024

Test Information

Test Method: LM-79-08
Report Number: P833686
REPORT IS FROM IESNA LM-79-08 TEST DATA - UPLIGHT (G3-2308-121-4) AND
Test Lab: INNOVATION CENTER
Issue Date: 5/15/2024
Manufacturer: COOPER LIGHTING SOLUTIONS (FORMERLY EATON)
Product Line: MCGRAW-EDISON
Catalog Number: TTN-D2-830-U-RW-CG-UPL1
Description: TOPTIER NANO LED PARKING GARAGE LUMINAIRE WITH UPLIGHT
3000K, 80 CRI LEDS AND RECTANGULAR DISTRIBUTION WITH CLEAR GLASS
Light Source: -
Ballast/Driver: -

Summary

Lumens per Lamp: N/A
Luminaire Lumens: 4626.9 lumens
Efficiency: N/A
Efficacy: 102.6 lumens/watt
Luminous Opening: Vertical Cylinder (Dia: 0.71' x H: 0.1')
IES Classification: Type II - Short
BUG Rating: B2 - U3 - G2

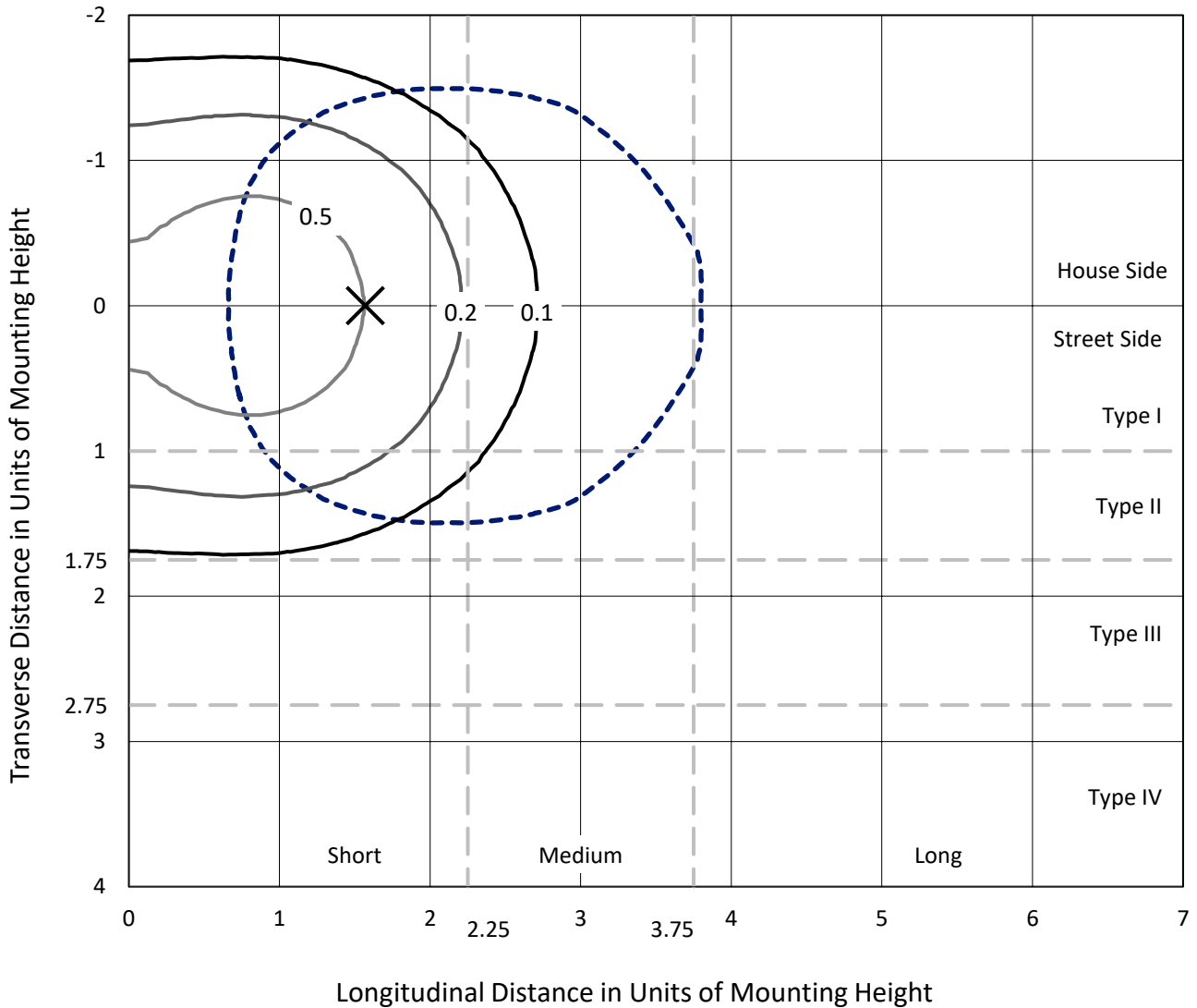
Input Watts (W): 45.1
Input Voltage (V): NR
Input Current (Ain): NR
Voltage Rise (V): NR
Power Factor: NR
Total Harmonic Distortion (THDi): NR
Frequency (hertz): 60
Stabilization Time: NR
Operation Time: NR
Ambient Temperature (°C): NR
Test Distance: 24 FT



REPORT NUMBER: P833686
 CATALOG NUMBER: TTN-D2-830-U-RW-CG-UPL1

Iso-Footcandle Lines of Horizontal Illumination

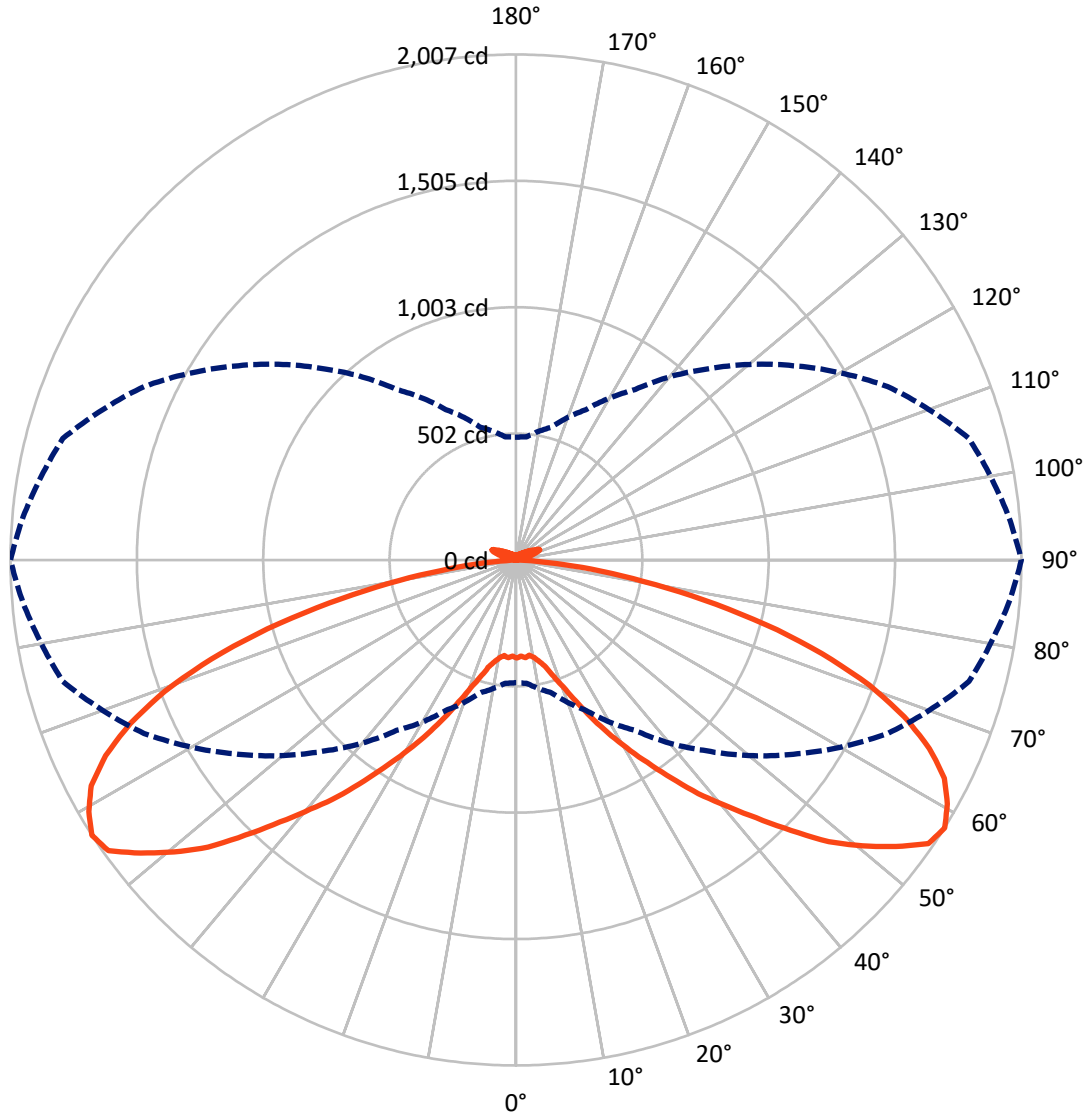
✕ Max cd
 - - - 1/2 Max cd



Based on 25 foot mounting height. Maximum calculated value = 0.9 fc
 Type II - Short - N/A

REPORT NUMBER: P833686
CATALOG NUMBER: TTN-D2-830-U-RW-CG-UPL1

Luminous Intensity Polar Plot



— Vertical Plane Through 90-Deg Lateral - - - Horizontal Cone Through 57.5-Deg Vertical

REPORT NUMBER: P833686
 CATALOG NUMBER: TTN-D2-830-U-RW-CG-UPL1

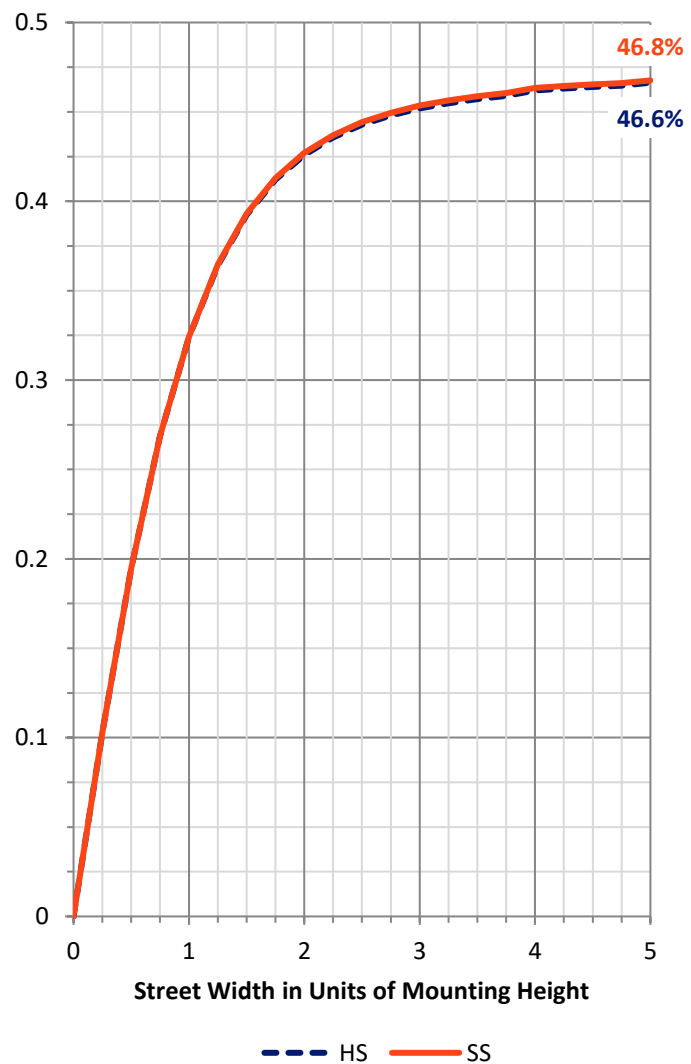
FLUX DISTRIBUTION:

		Downward	Upward	Total
House Side	Lumens	2165.7	147.7	2313.4
	% Fixture	46.8	3.2	50.0
Street Side	Lumens	2165.7	147.7	2313.4
	% Fixture	46.8	3.2	50.0
Total	Lumens	4331.4	295.5	4626.9
	% Fixture	93.6	6.4	100.0

Coefficient of Utilization

ZONAL LUMENS:

Zone	Lumens	% Fixture
0°-10°	37.1	0.8
10°-20°	119.7	2.6
20°-30°	254.7	5.5
30°-40°	469.4	10.1
40°-50°	755.8	16.3
50°-60°	1023.0	22.1
60°-70°	994.7	21.5
70°-80°	578.7	12.5
80°-90°	98.2	2.1
90°-100°	6.6	0.1
100°-110°	67.0	1.4
110°-120°	98.0	2.1
120°-130°	56.9	1.2
130°-140°	30.1	0.7
140°-150°	17.9	0.4
150°-160°	11.0	0.2
160°-170°	6.0	0.1
170°-180°	2.0	0.0
0°-90°	4331.4	93.6
0°-180°	4626.9	100.0



REPORT NUMBER: P833686

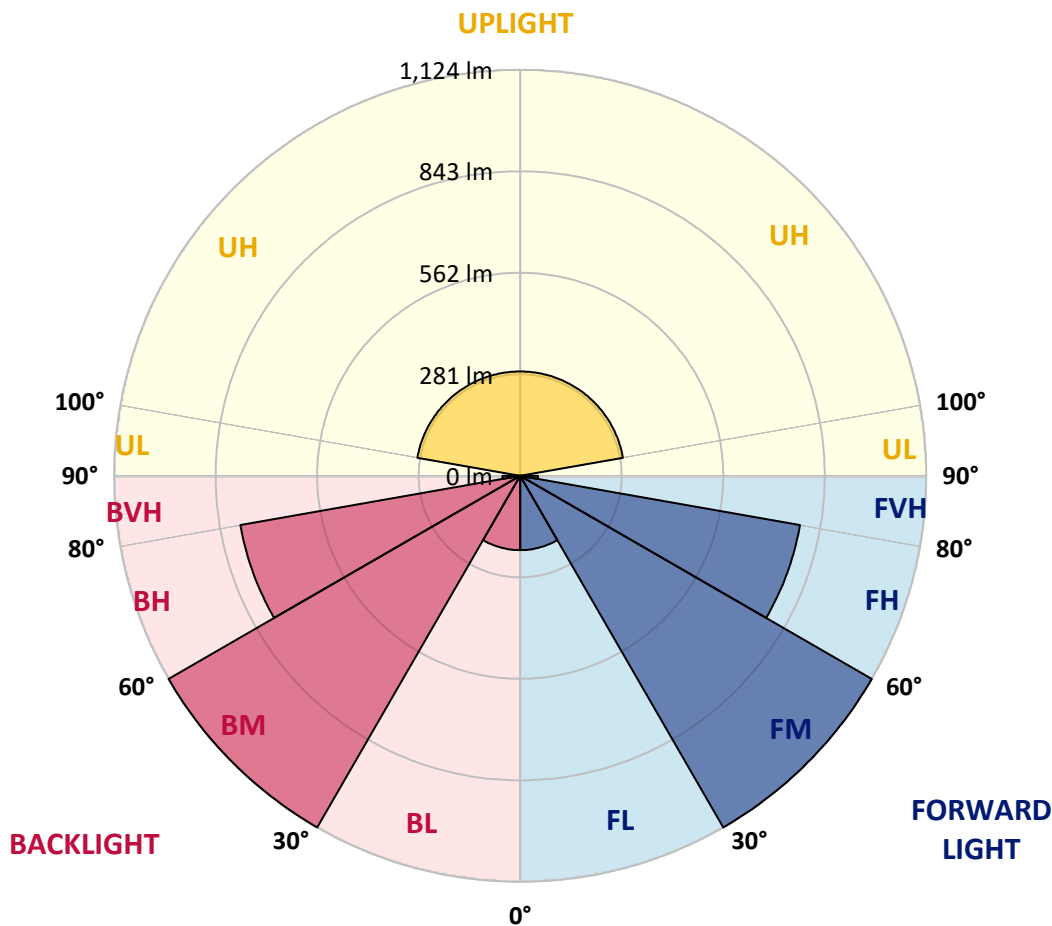
CATALOG NUMBER: TTN-D2-830-U-RW-CG-UPL1

LUMINAIRE CLASSIFICATION SYSTEM LUMEN TABLE AND BUG RATING:

Zone	Lumens	% Fixture	Zone Rating/Lumen Limit		
			B	U	G
FL (0°-30°)	205.7	4.4			
FM (30°-60°)	1124.2	24.3			
FH (60°-80°)	786.7	17.0			G1/1800
FVH (80°-90°)	49.1	1.1			G1/100
BL (0°-30°)	205.7	4.4	B1/500		
BM (30°-60°)	1124.2	24.3	B2/2500		
BH (60°-80°)	786.7	17.0	B2/1000		G2/1000
BVH (80°-90°)	49.1	1.1			G1/100
UL (90°-100°)	6.6	0.1		U1/10	
UH (100°-180°)	288.9	6.2		U3/500	

BUG Rating: B2-U3-G2

Type II Short





REPORT NUMBER: P833686

CATALOG NUMBER: TTN-D2-830-U-RW-CG-UPL1

CANDELA DISTRIBUTION (FULL):

	0°	5°	15°	25°	35°	45°	55°	65°	75°	85°	90°
0°	389.7	389.7	389.7	389.7	389.7	389.7	389.7	389.7	389.7	389.7	389.7
2.5°	389.7	389.7	389.7	389.7	385.8	385.8	385.8	381.9	381.9	381.9	381.9
5°	389.7	389.7	389.7	393.6	393.6	393.6	389.7	389.7	389.7	389.7	389.7
7.5°	389.7	393.6	393.6	389.7	389.7	385.8	385.8	385.8	381.9	381.9	381.9
10°	389.7	389.7	389.7	389.7	385.8	385.8	389.7	389.7	393.6	393.6	393.6
12.5°	385.8	385.8	389.7	389.7	389.7	393.6	401.4	405.3	409.2	413.1	413.1
15°	389.7	389.7	393.6	397.5	401.4	409.2	420.9	432.5	440.3	444.2	440.3
17.5°	389.7	393.6	397.5	405.3	417.0	428.6	448.1	463.7	479.3	483.2	487.1
20°	397.5	397.5	401.4	417.0	436.4	455.9	483.2	510.5	530.0	537.8	537.8
22.5°	401.4	405.3	409.2	428.6	459.8	491.0	530.0	561.1	588.4	604.0	607.9
25°	413.1	413.1	420.9	448.1	487.1	533.9	584.5	631.3	666.4	685.8	689.7
27.5°	420.9	424.7	436.4	471.5	522.2	580.6	650.8	705.3	748.2	771.6	775.5
30°	428.6	432.5	455.9	494.9	557.2	627.4	709.2	779.4	833.9	861.2	865.1
32.5°	440.3	444.2	471.5	514.4	588.4	674.1	767.7	853.4	931.3	954.7	958.6
35°	452.0	455.9	487.1	537.8	623.5	720.9	830.0	931.3	1024.9	1056.0	1063.8
37.5°	463.7	467.6	498.8	561.1	658.6	771.6	900.2	1021.0	1122.3	1165.1	1176.8
40°	475.4	479.3	514.4	584.5	693.6	826.1	974.2	1106.7	1223.6	1274.2	1282.0
42.5°	483.2	487.1	526.1	604.0	728.7	876.8	1052.1	1200.2	1324.9	1391.2	1398.9
45°	494.9	498.8	541.7	631.3	759.9	935.2	1126.2	1305.4	1449.6	1523.6	1531.4
47.5°	502.7	506.6	553.3	646.9	794.9	989.8	1204.1	1398.9	1570.4	1648.3	1671.7
50°	506.6	510.5	561.1	662.5	818.3	1028.8	1266.5	1492.5	1675.6	1773.0	1784.7
52.5°	506.6	514.4	565.0	674.1	833.9	1063.8	1317.1	1570.4	1776.9	1886.0	1889.9
55°	502.7	506.6	561.1	670.2	841.7	1079.4	1352.2	1617.2	1847.1	1952.3	1987.4
57.5°	487.1	491.0	545.6	658.6	826.1	1071.6	1344.4	1628.9	1862.7	1964.0	2006.8
60°	463.7	471.5	522.2	631.3	802.7	1044.3	1321.0	1605.5	1839.3	1964.0	1967.9
62.5°	436.4	440.3	491.0	596.2	767.7	1001.5	1278.1	1558.7	1784.7	1913.3	1909.4
65°	397.5	401.4	444.2	553.3	705.3	919.6	1192.4	1484.7	1679.5	1815.9	1804.2
67.5°	354.6	358.5	397.5	494.9	631.3	830.0	1075.5	1360.0	1531.4	1671.7	1663.9
70°	307.8	307.8	342.9	424.7	553.3	728.7	946.9	1196.3	1367.8	1484.7	1488.6
72.5°	253.3	253.3	284.5	354.6	463.7	611.8	798.8	1021.0	1161.2	1262.6	1270.4
75°	198.7	194.8	222.1	280.6	366.3	487.1	631.3	822.2	931.3	1028.8	1024.9
77.5°	140.3	140.3	155.9	202.6	265.0	362.4	467.6	619.6	693.6	775.5	759.9
80°	89.6	89.6	97.4	132.5	175.4	241.6	307.8	420.9	471.5	533.9	514.4
82.5°	46.8	42.9	50.7	70.1	93.5	132.5	171.5	245.5	268.9	315.6	300.1
85°	15.6	15.6	15.6	23.4	35.1	50.7	66.2	105.2	109.1	140.3	128.6
87.5°	3.9	0.0	0.0	3.9	3.9	3.9	3.9	11.7	11.7	23.4	15.6
90°	2.5	2.5	3.0	3.0	3.0	3.0	3.0	3.0	3.0	2.5	2.5
92.5°	2.5	2.5	2.5	3.5	4.0	3.5	4.0	3.0	3.0	2.5	2.5
95°	3.0	3.0	3.5	4.5	5.6	6.1	6.1	3.5	3.5	3.0	3.0
97.5°	4.0	4.5	4.5	5.6	9.1	16.7	10.1	5.1	5.1	4.5	4.0
100°	6.6	7.1	7.1	12.6	26.8	35.9	25.8	13.1	9.6	7.1	7.1
102.5°	21.2	22.2	27.3	40.9	60.7	55.1	46.5	44.0	30.3	24.3	23.3
105°	54.1	53.6	57.6	68.2	84.9	83.4	76.8	69.8	60.2	55.6	55.6
107.5°	71.3	71.3	74.8	83.9	96.6	112.7	114.2	90.5	79.4	74.3	73.8
110°	80.4	80.4	83.4	91.0	107.7	130.4	129.4	111.7	98.1	91.5	90.5



REPORT NUMBER: P833686
 CATALOG NUMBER: TTN-D2-830-U-RW-CG-UPL1

CANDELA DISTRIBUTION (continued):

	0°	5°	15°	25°	35°	45°	55°	65°	75°	85°	90°
112.5°	82.4	82.9	86.9	98.6	116.8	126.9	122.3	115.3	109.2	104.1	103.1
115°	85.4	85.4	90.0	101.1	111.2	115.3	110.2	104.6	100.6	98.6	99.6
117.5°	84.4	85.9	86.9	93.0	99.6	102.6	100.1	92.5	89.5	88.5	86.9
120°	78.4	78.4	79.4	82.4	85.9	87.5	86.4	81.4	78.9	78.4	77.3
122.5°	69.8	70.3	69.8	71.3	73.8	75.3	74.3	70.3	69.3	69.3	68.2
125°	61.2	61.2	60.7	61.7	63.2	62.7	63.2	61.2	60.7	60.7	60.2
127.5°	55.1	54.6	53.6	54.1	54.6	54.6	55.1	53.1	53.6	54.1	53.6
130°	49.0	49.0	48.0	48.0	48.0	47.0	48.0	47.0	47.5	48.0	48.5
132.5°	43.5	43.5	42.0	41.5	41.5	41.5	42.0	41.5	42.5	43.5	43.5
135°	38.9	38.9	37.4	37.9	37.9	37.4	37.9	37.4	38.4	38.9	38.9
137.5°	35.4	35.4	34.4	34.4	34.4	33.9	34.4	34.4	34.9	35.9	36.4
140°	32.4	32.4	31.8	31.8	31.3	31.8	31.8	31.8	32.4	32.9	32.9
142.5°	30.8	30.3	29.8	29.3	29.8	29.8	29.8	29.3	29.8	30.8	30.8
145°	28.3	28.3	27.8	27.8	27.8	28.3	27.8	27.8	28.3	28.3	28.8
147.5°	26.8	26.8	26.3	26.8	26.8	26.8	26.8	26.3	26.8	26.8	27.3
150°	26.3	25.8	25.3	25.8	25.8	25.3	25.3	25.3	25.3	25.8	25.8
152.5°	24.8	24.8	24.3	24.8	24.3	24.3	24.3	24.3	24.3	24.8	25.3
155°	23.8	23.8	23.3	23.8	23.8	23.8	23.8	23.8	23.8	23.8	23.8
157.5°	22.7	23.3	22.7	22.7	22.7	22.7	22.7	22.7	22.7	23.3	23.3
160°	22.2	22.2	22.2	22.2	21.7	21.7	21.7	22.2	22.2	22.2	22.7
162.5°	21.7	21.7	21.7	21.7	21.2	21.2	21.2	21.2	21.7	21.7	22.2
165°	21.7	21.2	21.2	21.2	20.7	20.7	20.7	20.7	21.2	21.7	21.2
167.5°	20.7	20.7	20.7	20.7	20.7	20.2	20.2	20.7	20.7	20.7	21.2
170°	20.7	20.7	20.2	20.2	20.2	20.2	20.2	20.2	20.2	20.2	20.7
172.5°	20.7	20.7	20.7	20.7	20.2	20.2	20.2	20.2	20.2	20.7	20.7
175°	20.7	20.7	20.7	20.7	20.2	20.2	20.2	20.7	20.7	20.7	20.2
177.5°	20.7	20.7	20.7	20.7	20.2	20.7	20.7	20.7	20.7	20.7	20.7
180°	20.7	20.7	20.7	20.7	20.7	20.7	20.7	20.7	20.7	20.7	20.7

Cooper Lighting Solutions Photometric Lab
1121 Highway 74 South
Peachtree City, GA 30269



LM-79-2019: Approved Method: Electrical and Photometric Measurements of Solid-State Lighting Products

Report Prepared for

Cooper Lighting Solutions

MCGRAW EDISON

Report Number: SP1-2411-284-4

Test Date: 11/22/2024

Luminaire Tested: TTN-D0-830-U-WQ

Data in this report applies to TT and TTN families of products

Test Information

Test Method: LM-79-2019
 Report Number: SP1-2411-284-4
 Test Lab: COOPER LIGHTING SOLUTIONS
 Photometer: SP1 - 76IN SPHERE
 Measurement Geometry: 4π
 Issue Date: 11/22/2024
 Manufacturer: COOPER LIGHTING SOLUTIONS
 Product Line: MCGRAW EDISON
 Catalog Number: **TTN-D0-830-U-WQ**
 Description: TOPTIER NANO LED PARKING GARAGE LUMINAIRE. 3000K, 80 CRI LEDS AND WIDE DISTRIBUTION

Spectral Parameters

CCT (K): 2963
 CIE u': 0.2515
 CIE v': 0.5238
 Duv: 0.0012
 CIE x: 0.4414
 CIE y: 0.4086
 CIE z: 0.1501
 Peak Wavelength (nm): 603
 Dominant Wavelength (nm): 582
 Purity: 55.12798
 Rf: 86.1
 Rg: 94.9

CRI (Ra):	82.9		
R1:	81.4	R9:	3.9
R2:	91.9	R10:	82.5
R3:	95.2	R11:	82.3
R4:	81.6	R12:	76.5
R5:	82.3	R13:	83.9
R6:	91.4	R14:	97.8
R7:	82.0	R15:	72.6
R8:	57.2		



Test Conditions

Stabilization Time: 37M
 Operation Time: 1H 37M
 Sphere Temperature (°C): 25.0

REPORT NUMBER: SP1-2411-284-4

Measurement and Test Equipment			
Instrument	Identification Number	Calibration Date	Calibration Due Date
Photometer	IN0058	6/18/2024	12/18/2024
Power Meter	INXT2011004	2/8/2024	2/8/2025
AC Power Source	IN0063	10/22/2024	10/22/2025
DC Power Source	IN0208	10/22/2024	10/22/2025
Sphere Thermometer	IN0085	10/22/2024	10/22/2025
Room Thermometer	IN0046	10/22/2024	10/22/2025

REPORT NUMBER: SP1-2411-284-4

CIE 1931 Chromaticity Diagram



CIE 1931 Chromaticity Diagram with 2017 ANSI 7-Step and 4-Step Quadrangles



Point lies inside the ANSI 3000K 4-step quadrangle

REPORT NUMBER: SP1-2411-284-4

Photopic Flux vs. Wavelength



Photopic Lumens: NR

λ (nm)	Power W [^] /nm	Lumens (φ/nm)	λ (nm)	Power W [^] /nm	Lumens (φ/nm)	λ (nm)	Power W [^] /nm	Lumens (φ/nm)	λ (nm)	Power W [^] /nm	Lumens (φ/nm)	λ (nm)	Power W [^] /nm	Lumens (φ/nm)
360	0	NR	490	267	NR	620	915	NR	750	23	NR	880	0	NR
365	0	NR	495	315	NR	625	866	NR	755	20	NR	885	0	NR
370	0	NR	500	360	NR	630	811	NR	760	17	NR	890	0	NR
375	0	NR	505	396	NR	635	750	NR	765	14	NR	895	0	NR
380	0	NR	510	418	NR	640	686	NR	770	12	NR	900	0	NR
385	0	NR	515	435	NR	645	619	NR	775	10	NR	905	0	NR
390	0	NR	520	448	NR	650	554	NR	780	9	NR	910	0	NR
395	0	NR	525	462	NR	655	491	NR	785	7	NR	915	0	NR
400	1	NR	530	476	NR	660	431	NR	790	6	NR	920	0	NR
405	2	NR	535	495	NR	665	376	NR	795	5	NR	925	0	NR
410	5	NR	540	520	NR	670	325	NR	800	4	NR	930	0	NR
415	10	NR	545	547	NR	675	280	NR	805	4	NR	935	0	NR
420	21	NR	550	576	NR	680	241	NR	810	3	NR	940	0	NR
425	42	NR	555	612	NR	685	207	NR	815	3	NR	945	0	NR
430	77	NR	560	651	NR	690	176	NR	820	2	NR	950	0	NR
435	135	NR	565	693	NR	695	149	NR	825	2	NR	955	0	NR
440	215	NR	570	741	NR	700	127	NR	830	2	NR	960	0	NR
445	321	NR	575	793	NR	705	107	NR	835	2	NR	965	0	NR
450	479	NR	580	847	NR	710	89	NR	840	1	NR	970	0	NR
455	432	NR	585	897	NR	715	75	NR	845	1	NR	975	0	NR
460	265	NR	590	940	NR	720	62	NR	850	1	NR	980	0	NR
465	231	NR	595	971	NR	725	51	NR	855	1	NR	985	0	NR
470	204	NR	600	993	NR	730	43	NR	860	1	NR	990	0	NR
475	168	NR	605	996	NR	735	36	NR	865	1	NR	995	0	NR
480	183	NR	610	986	NR	740	31	NR	870	1	NR	1000	0	NR
485	223	NR	615	957	NR	745	26	NR	875	0	NR			

REPORT NUMBER: SP1-2411-284-4

Scotopic Flux vs. Wavelength



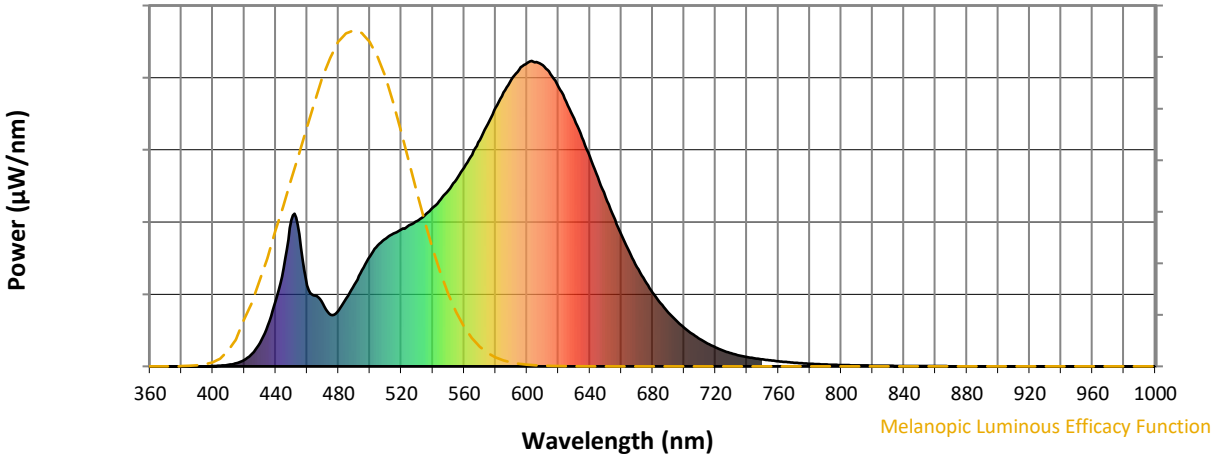
Scotopic Lumens: NR

S/P: 1.34

λ (nm)	Power W [^] /nm	Lumens (φ/nm)	λ (nm)	Power W [^] /nm	Lumens (φ/nm)	λ (nm)	Power W [^] /nm	Lumens (φ/nm)	λ (nm)	Power W [^] /nm	Lumens (φ/nm)	λ (nm)	Power W [^] /nm	Lumens (φ/nm)
360	0	NR	490	267	NR	620	915	NR	750	23	NR	880	0	NR
365	0	NR	495	315	NR	625	866	NR	755	20	NR	885	0	NR
370	0	NR	500	360	NR	630	811	NR	760	17	NR	890	0	NR
375	0	NR	505	396	NR	635	750	NR	765	14	NR	895	0	NR
380	0	NR	510	418	NR	640	686	NR	770	12	NR	900	0	NR
385	0	NR	515	435	NR	645	619	NR	775	10	NR	905	0	NR
390	0	NR	520	448	NR	650	554	NR	780	9	NR	910	0	NR
395	0	NR	525	462	NR	655	491	NR	785	7	NR	915	0	NR
400	1	NR	530	476	NR	660	431	NR	790	6	NR	920	0	NR
405	2	NR	535	495	NR	665	376	NR	795	5	NR	925	0	NR
410	5	NR	540	520	NR	670	325	NR	800	4	NR	930	0	NR
415	10	NR	545	547	NR	675	280	NR	805	4	NR	935	0	NR
420	21	NR	550	576	NR	680	241	NR	810	3	NR	940	0	NR
425	42	NR	555	612	NR	685	207	NR	815	3	NR	945	0	NR
430	77	NR	560	651	NR	690	176	NR	820	2	NR	950	0	NR
435	135	NR	565	693	NR	695	149	NR	825	2	NR	955	0	NR
440	215	NR	570	741	NR	700	127	NR	830	2	NR	960	0	NR
445	321	NR	575	793	NR	705	107	NR	835	2	NR	965	0	NR
450	479	NR	580	847	NR	710	89	NR	840	1	NR	970	0	NR
455	432	NR	585	897	NR	715	75	NR	845	1	NR	975	0	NR
460	265	NR	590	940	NR	720	62	NR	850	1	NR	980	0	NR
465	231	NR	595	971	NR	725	51	NR	855	1	NR	985	0	NR
470	204	NR	600	993	NR	730	43	NR	860	1	NR	990	0	NR
475	168	NR	605	996	NR	735	36	NR	865	1	NR	995	0	NR
480	183	NR	610	986	NR	740	31	NR	870	1	NR	1000	0	NR
485	223	NR	615	957	NR	745	26	NR	875	0	NR			

REPORT NUMBER: SP1-2411-284-4

Melanopic Flux vs. Wavelength

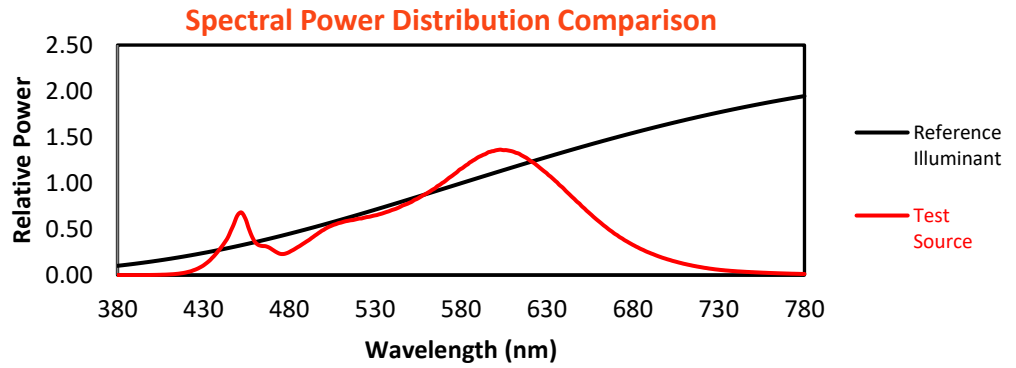


Melanopic Lumens: NR M/P: 2.58

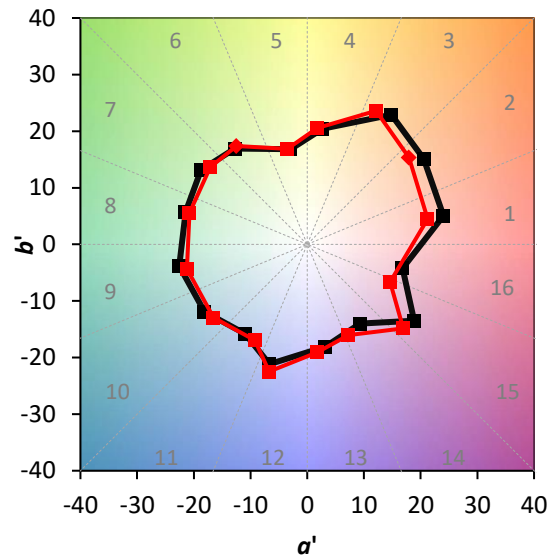
λ (nm)	Power W [^] /nm	Lumens (φ/nm)	λ (nm)	Power W [^] /nm	Lumens (φ/nm)	λ (nm)	Power W [^] /nm	Lumens (φ/nm)	λ (nm)	Power W [^] /nm	Lumens (φ/nm)	λ (nm)	Power W [^] /nm	Lumens (φ/nm)
360	0	NR	490	267	NR	620	915	NR	750	23	NR	880	0	NR
365	0	NR	495	315	NR	625	866	NR	755	20	NR	885	0	NR
370	0	NR	500	360	NR	630	811	NR	760	17	NR	890	0	NR
375	0	NR	505	396	NR	635	750	NR	765	14	NR	895	0	NR
380	0	NR	510	418	NR	640	686	NR	770	12	NR	900	0	NR
385	0	NR	515	435	NR	645	619	NR	775	10	NR	905	0	NR
390	0	NR	520	448	NR	650	554	NR	780	9	NR	910	0	NR
395	0	NR	525	462	NR	655	491	NR	785	7	NR	915	0	NR
400	1	NR	530	476	NR	660	431	NR	790	6	NR	920	0	NR
405	2	NR	535	495	NR	665	376	NR	795	5	NR	925	0	NR
410	5	NR	540	520	NR	670	325	NR	800	4	NR	930	0	NR
415	10	NR	545	547	NR	675	280	NR	805	4	NR	935	0	NR
420	21	NR	550	576	NR	680	241	NR	810	3	NR	940	0	NR
425	42	NR	555	612	NR	685	207	NR	815	3	NR	945	0	NR
430	77	NR	560	651	NR	690	176	NR	820	2	NR	950	0	NR
435	135	NR	565	693	NR	695	149	NR	825	2	NR	955	0	NR
440	215	NR	570	741	NR	700	127	NR	830	2	NR	960	0	NR
445	321	NR	575	793	NR	705	107	NR	835	2	NR	965	0	NR
450	479	NR	580	847	NR	710	89	NR	840	1	NR	970	0	NR
455	432	NR	585	897	NR	715	75	NR	845	1	NR	975	0	NR
460	265	NR	590	940	NR	720	62	NR	850	1	NR	980	0	NR
465	231	NR	595	971	NR	725	51	NR	855	1	NR	985	0	NR
470	204	NR	600	993	NR	730	43	NR	860	1	NR	990	0	NR
475	168	NR	605	996	NR	735	36	NR	865	1	NR	995	0	NR
480	183	NR	610	986	NR	740	31	NR	870	1	NR	1000	0	NR
485	223	NR	615	957	NR	745	26	NR	875	0	NR			

Summary

$R_f = 86.1$
 $R_g = 94.9$
 CIE $R_a = 82.9$
 $R_9 = 3.9$



Color Vector Graphics

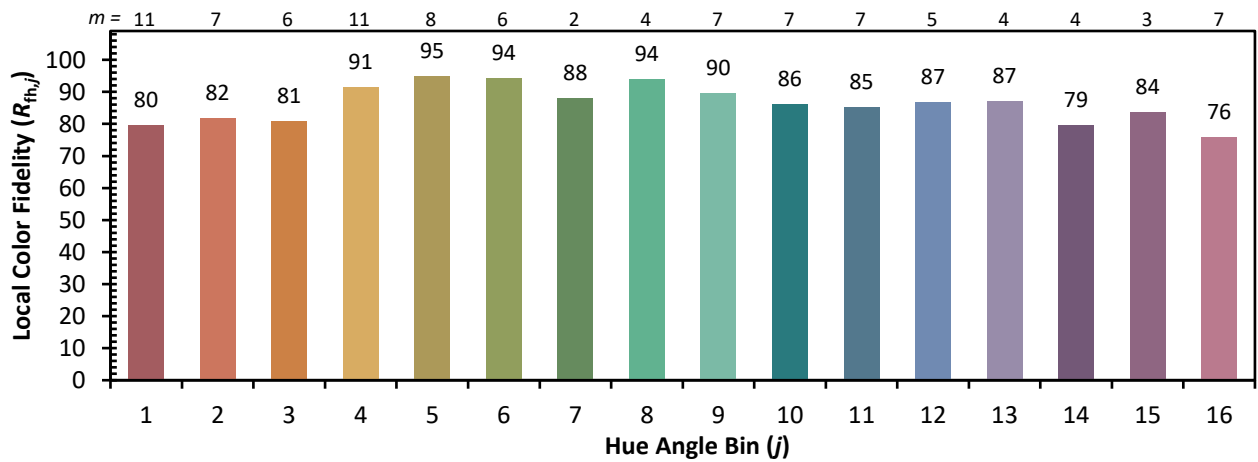


Individual Sample Fidelity Index ($R_{f,i}$)

CES01 = 86	CES26 = 87	CES51 = 95	CES76 = 85
CES02 = 63	CES27 = 95	CES52 = 95	CES77 = 85
CES03 = 31	CES28 = 96	CES53 = 91	CES78 = 83
CES04 = 70	CES29 = 90	CES54 = 92	CES79 = 89
CES05 = 50	CES30 = 96	CES55 = 91	CES80 = 89
CES06 = 51	CES31 = 92	CES56 = 88	CES81 = 70
CES07 = 42	CES32 = 86	CES57 = 87	CES82 = 96
CES08 = 41	CES33 = 94	CES58 = 88	CES83 = 94
CES09 = 29	CES34 = 94	CES59 = 92	CES84 = 92
CES10 = 76	CES35 = 97	CES60 = 93	CES85 = 76
CES11 = 59	CES36 = 88	CES61 = 90	CES86 = 66
CES12 = 65	CES37 = 98	CES62 = 92	CES87 = 85
CES13 = 44	CES38 = 95	CES63 = 90	CES88 = 87
CES14 = 74	CES39 = 98	CES64 = 85	CES89 = 75
CES15 = 72	CES40 = 96	CES65 = 81	CES90 = 89
CES16 = 48	CES41 = 97	CES66 = 84	CES91 = 80
CES17 = 50	CES42 = 98	CES67 = 83	CES92 = 64
CES18 = 57	CES43 = 92	CES68 = 85	CES93 = 79
CES19 = 72	CES44 = 99	CES69 = 89	CES94 = 61
CES20 = 67	CES45 = 94	CES70 = 83	CES95 = 75
CES21 = 87	CES46 = 91	CES71 = 81	CES96 = 84
CES22 = 79	CES47 = 92	CES72 = 93	CES97 = 89
CES23 = 92	CES48 = 84	CES73 = 78	CES98 = 85
CES24 = 91	CES49 = 92	CES74 = 91	CES99 = 76
CES25 = 72	CES50 = 95	CES75 = 84	



Color Rendition by Hue-Angle Bin



Measure Comparisons



(END OF REPORT)